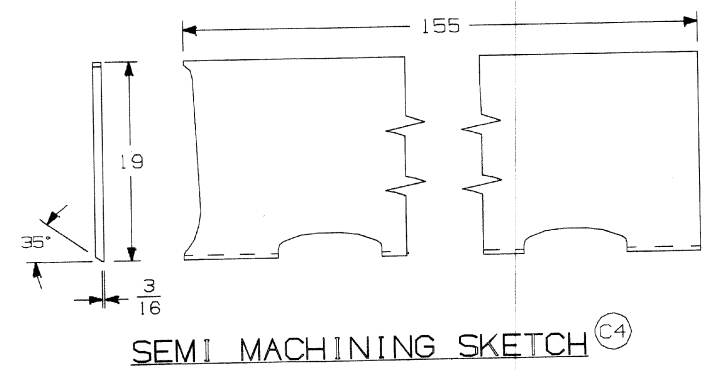
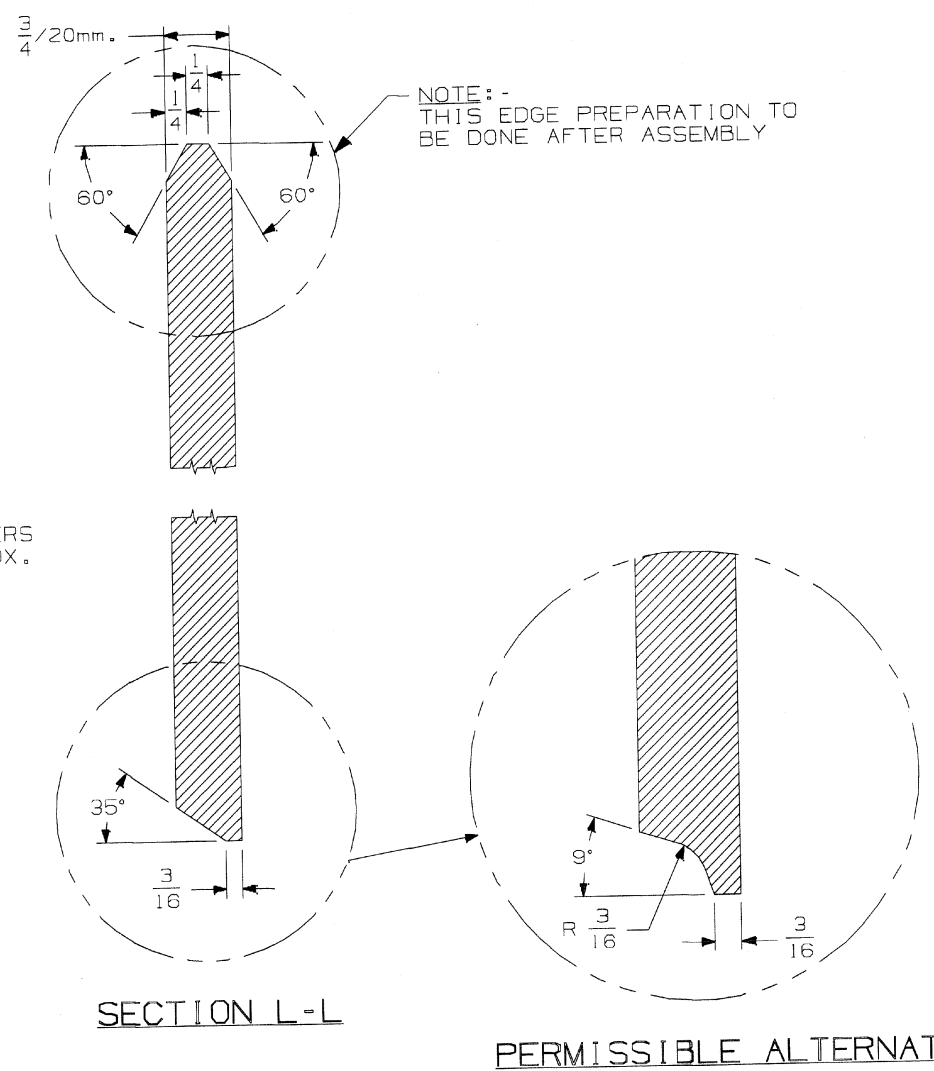
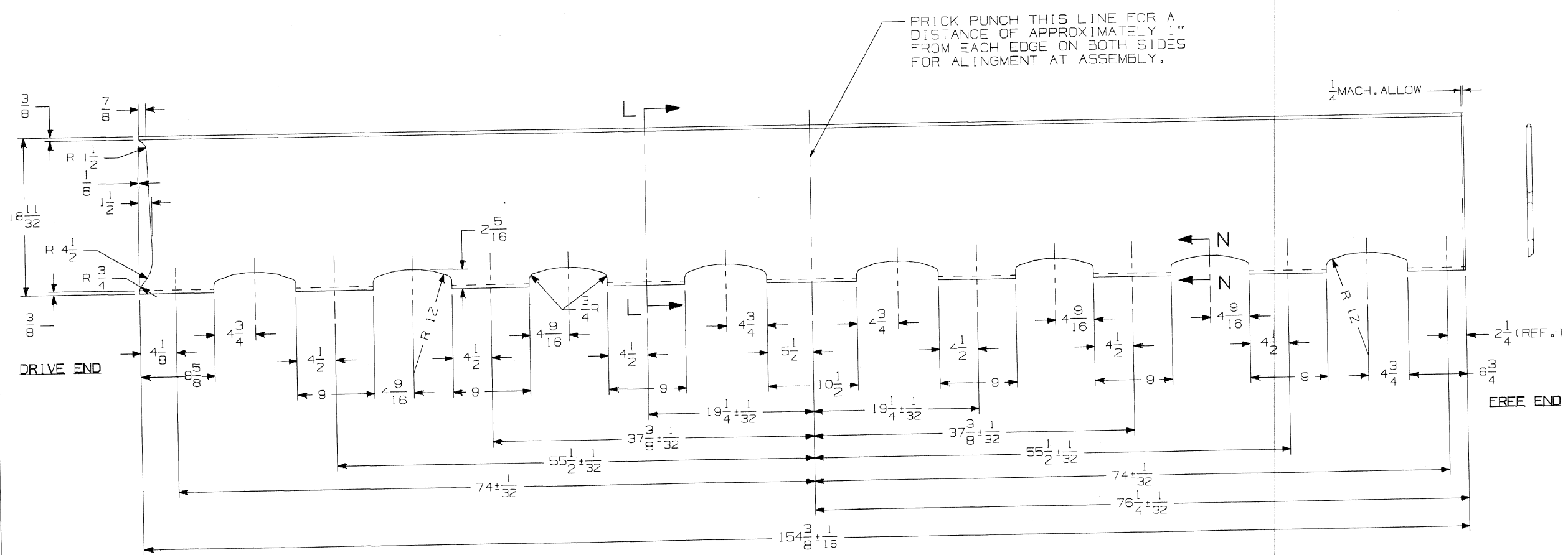


ALT. NO.	ALTERATION	APPROVED BY SSE/ENG	INITIAL
(a)	DRAWING REDRAWN.	SD/- 23.03.01	SD/- 23.03.01
(b)	MISC.119 WAS IS:2062 Gr.B. REF:File No.dlw.m.65.117 Dt-23.11.2004	SD/- 18.07.06	SD/- 18.07.06
(c)	1. 1-HOLE $\phi 1\frac{1}{4}$ ADDED. 2. DIM. $8\frac{3}{4}$ AND $72\frac{3}{4}$ ADDED. 3. $\frac{1}{2} \times 45^\circ$ CHAMFER AT BOTH SIDES OF PLATE ADDED. 4. SEMI MACHINING SKETCH ADDED. 5. NOTE NO. 3 ADDED.	SD/- 01.03.07	SD/- 01.03.07
(d)	1. ONE HOLE $1\frac{1}{4}$ " DIA AND THEIR LOCATION DIMENSIONS DELETED. 2. SECTION K-K DELETED REF. CHANGE NOTICE NO. CDE/ENG/16CYL/12CYL/2013/02, Dt 02.02.13		



NOTE:-
 1. $\sqrt{1000}$ ALL CUT SURFACES UNLESS OTHERWISE NOTED.
 2. DIMENSION SHOWN DO NOT INCLUDE ALLOWANCES FOR CUTTING OR WELDING SHRINKAGE.
 (C5) 3. VENDER'S ARE REQUIRED TO SUPPLY THE CYL SIDE WALL (OUT SIDE) R.S. AS PER SEMI MACHINING SKETCH.

GRIND TO REMOVE NOTCHES
 GRIND CORNERS 1/16R APPROX.

SECTION N-N

SECTION L-L

PERMISSIBLE ALTERNATE

THIS DRAWING IS A PROPERTY OF DLW/INDIAN RAILWAYS AND ANY UNAUTHORISED USE OF THE DRAWING WILL BE CONSIDERED ILLIGAL AND DLW/INDIAN RAILWAYS WILL HAVE RIGHT TO INITIATE LEGAL PROCEEDINGS AGAINST THE DEFAULTERS.

Dy. CDE/ENG.	SPM/TOT.	10020019
APPROVED BY		ASSLY. PART NO.

NO. OFF	DESCRIPTION & DIMENSION	ITEM	PART NO.	DRG. NO.	MATERIAL	STL. PL.	MISC-119
GROUP :				SUPERSEDED BY			
16 CYL. VEE ENGINE				SUPERSEDES: ALT. 'c'			
CYL. SIDE WALL OUT SIDE (RIGHT SIDE)				SCALE		VERIFIED BY S.S/E	
				PROJECTION		CHD.	
DIESEL LOCOMOTIVE WORKS VARANASI				ALT.		DRN.	
				a b c d		14.02.13	
PART NO. 10191100				DRG. NO: 31B71407			

ALL DIMENSIONS ARE IN INCHES UNLESS OTHERWISE NOTED. IF TOLERANCES NOT STATED FRACTIONAL MACHINING DIMENSION ALLOW ± 0.010 DO NOT SCALE PRINT.
 ISSUING AUTHORITY : SSE/RECORDS

NX-TEAMCENTER